

Registration

Because of the limited number of seats, Participants are kindly requested to contact the Organization Office to check for availability.

To register please fill in the registration form and e-mail or fax it back to claudia.massi@asl5.liguria.it together with the receipt of payment of the registration fee.

A written confirmation will be sent to all Registrants.

Registration fee

€ 380,00 which includes attendance at the course, handouts and breaks.

Payment information

Payment may be made as follows:

⇒ credit transfer

⇒ non transferable bank cheque

Both should be made to:

Account Holder: Comitato Assistenza Malati dell' Ing Peroli

Account Address: Via Parma, 12 – 19125 La Spezia

Account Number: 464314/85

Bank: Cassa di Risparmio di La Spezia

Bank Address: Piazza Verdi, 43 – 19121 La Spezia

Bank Code: ABI 06030 – CAB 10702

IBAN: IT58D0603010702000046431485

BIC: CRFIIT2S331

Cancellation

Refunds must be requested in writing prior April 30, 2016. Reimbursement will be arranged once the course has finished with a deduction of € 50,00



ACCME Accreditation Statement:

This activity has been planned and implemented in accordance with the accreditation requirements and policies of the Accreditation Council for Continuing Medical Education through the joint providership of The Medical College of Wisconsin and Anatomia Patologica-Ospedale S. Andrea La Spezia-Italy. The Medical College of Wisconsin is accredited by the ACCME to provide continuing medical education for physicians.

AMA Credit Designation Statement:

The Medical College of Wisconsin designates this Live Activity for a maximum of 18 *AMA PRA Category 1 Credit(s)*™. Physicians should claim only the credit commensurate with the extent of their participation in the activity.

Registration Form

A PRACTICAL APPROACH TO BREAST, GENITOURINARY AND PULMONARY PATHOLOGY

fax +39 0187 533245

claudia.massi@asl5.liguria.it

.....
First Name - Nome / Last name - Cognome

.....
Institution /Ente – Ospedale

.....
Address /Indirizzo

.....
City/Città / Zip-code/CAP
Country/ Nazione

.....
Phone number/Telefono Fax

.....
E-mail Address

.....
Indicate clearly to whom the receipt should be headed:
.....
.....
.....
.....
.....
.....
.....



May 18-19-20, 2016

A PRACTICAL APPROACH TO BREAST, GENITOURINARY AND PULMONARY PATHOLOGY

Course Directors:

Stuart J. Schnitt, MD


Beth Israel Deaconess Medical Center
and Harvard Medical School
Boston, MA - USA

Victor E. Reuter, MD

MSKCC and Laboratory Medicine
Weill Medical College of Cornell University
New York, NY - USA

Jeffrey L. Myers, MD

Department of Pathology, University of Michigan
Ann Arbor, MI - USA



S. Apollonia Auditorium
Via San Gallo, 25 – Firenze, Italy

Wednesday, May 18, 2016

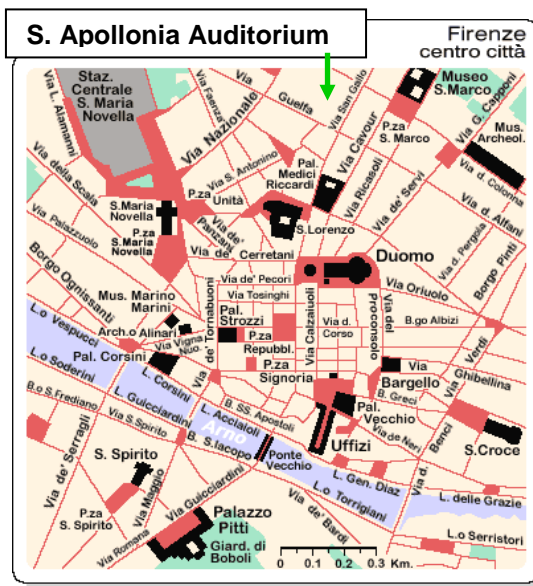
- 09.45 Registration
12.45 Welcome and Introduction
13.00 Epithelial proliferations of the breast: The WHO perspective
Stuart J. Schnitt, MD
14.00 Lobular carcinoma in situ and problematic in situ breast lesions
Stuart J. Schnitt, MD
15.00 Coffee break
15.30 The pathology of common renal tumors; morphology and differential diagnosis **Victor E. Reuter, MD**
16.30 The pathology of uncommon renal tumors; morphology and differential diagnosis **Victor E. Reuter, MD**
17.30 The evolving role of pathologists in diagnosis and management of patients with non-small cell lung carcinomas
Jeffrey L. Myers, MD
18.30 Welcome cocktail

Thursday, May 19, 2016


- 09.00 Non renal cortical neoplasms of the kidney
Victor E. Reuter, MD
10.00 Update on the latest World Health Organization Classification of urothelial tumors; focus on grading, staging and evaluation of flat urothelium with atypia **Victor E. Reuter, MD**
11.00 Coffee break
11.30 The evolving role of pathologists in diagnosis and classification of idiopathic interstitial pneumonias **Jeffrey L. Myers, MD**
12.30 Diagnostic clues important in distinguishing UIP-mimics from UIP **Jeffrey L. Myers, MD**
13.30 Light Lunch
14.30 Spindle cell lesions of the breast **Stuart J. Schnitt, MD**
15.30 Molecular classification of breast cancer **Stuart J. Schnitt, MD**
16.30 Coffee break
17.00 Morphologic diversity in urothelial carcinoma; pathological and clinical correlates **Victor E. Reuter, MD**
18.00 Granulomatous lung disease **Jeffrey L. Myers, MD**
19.00 Adjourn

Friday, May 20, 2016

- 08.30 A contemporary view of lumpectomy margin evaluation
Stuart J. Schnitt, MD
09.30 Problematic issues in breast core needle biopsies
Stuart J. Schnitt, MD
10.30 Diffuse pleural neoplasms
Jeffrey L. Myers, MD
11.30 Coffee break
12.00 Benign mimics of malignancy in thoracic pathology
Jeffrey L. Myers, MD
13.00 Benign mimics of urothelial carcinoma
Victor E. Reuter, MD
14.00 Conclusive remarks



S. Apollonia Auditorium
Via San Gallo, 25 – Florence, Italy



Learning Objectives

Evaluate the diagnostic criteria and clinical significance of various benign, in situ and malignant breast lesions and determine appropriate diagnostic testing.

Summarize the uses and limitations of ancillary techniques in the evaluation of breast lesions, including immunohistochemistry and molecular testing.

To develop a better understanding of the morphological classification of renal tumors, together with clinical and therapeutic correlations.

To understand the contemporary approach to the classification of urothelial tumors and its mimics.

Apply histopathologic, immunohistochemical and molecular findings to classify and appropriately triage patients with primary lung neoplasms.

Use histopathologic findings on routinely stained sections to appropriately classify non-neoplastic lung diseases.

GENERAL INFORMATION

The Department of Pathology of La Spezia will hold a three-day course focusing on an update in Breast, Genitourinary and Pulmonary Pathology.

Official language: English

Course Directors:

Jeffrey L. Myers, MD

A. James French Professor of Diagnostic Pathology and Vice Chair for Clinical Affairs, Department of Pathology, University of Michigan
Ann Arbor, MI - USA

Victor E. Reuter, MD

Vice-Chairman, Department of Pathology
Member, Memorial Sloan Kettering Cancer Center
Professor of Pathology and Laboratory Medicine
Weill Medical College of Cornell University, New York, NY - USA

Stuart J. Schnitt, MD

Director, Division of Anatomic Pathology
Beth Israel Deaconess Medical Center
Professor of Pathology, Harvard Medical School, Boston, MA - USA

Location:

S. Apollonia Auditorium

Via San Gallo, 25 – Florence, Italy

Course Organizer:

Franco Fedeli, MD

Anatomia Patologica - Ospedale S. Andrea
La Spezia – Italy

Faculty Board:

Franco Fedeli, MD

Anatomia Patologica - Ospedale S. Andrea
La Spezia – Italy

Saul Suster, MD

Department of Pathology
Medical College of Wisconsin - Milwaukee WI, USA

Organization Office:

Franco Fedeli – Claudia Massi
Anatomia Patologica - Ospedale S. Andrea
Via M. Asso, 2
19124 La Spezia – Italy
Tel +39 0187 534242 - +39 0187 534244
fax +39 0187 533245
e-mail franco.fedeli@asl5.liguria.it
e-mail claudia.massi@asl5.liguria.it
Special needs? contact Claudia Massi

Admittance: The course is for pathologists. The participant number will be limited and therefore early application is advised.

Accommodation in Florence: www.expedia.com www.booking.com

Tourist Information: www.firenzeturismo.it